

About The Societies

www.agronomy.org | www.crops.org | www.soils.org

The American Society of Agronomy (ASA), Crop Science Society of America (CSSA), and Soil Science Society of America (SSSA) are international scientific organizations headquartered in Madison, Wisconsin. While each Society is autonomous, all three Societies share a close working relationship and collaborate on projects, meetings, publications, educational outreach, certification, awards and scholarships, a science policy office in Washington, DC and many other member services. Members can join one, two, or all three Societies.

Our Societies' members are dedicated to the conservation and wise use of natural resources to produce food, feed, fiber, forage, fuel, and pharmaceutical crops while maintaining and improving the environment.



ASA, CSSA, & SSSA members are the decision-making audience you want to reach:



Focused

About three-quarters join and renew because they want to stay informed on developments in the field



Loyal

Over half of our professional members have been members 15 or more years (average length of membership is 18 years)

Diverse

ASA, CSSA, & SSSA members run the gamut of agronomy, crop, and soil professionals, representing different specialties, areas of interest, education levels, work settings, geographic location, and age ranges.



Experienced

30% have 20 or more years of experience



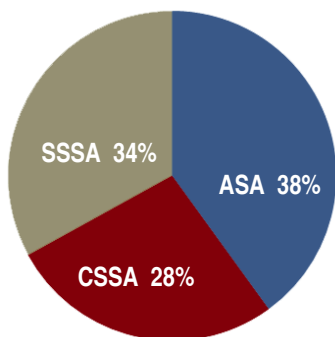
ASA, CSSA, & SSSA

Demographics

Member Demographics

10,000+ individual members

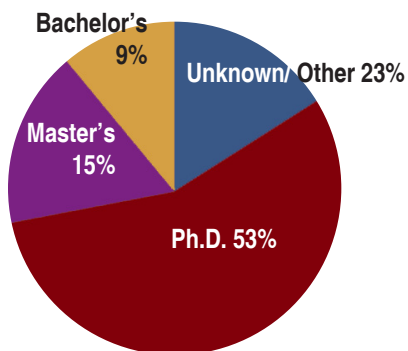
Society Distribution



Members may belong to more than one Society.

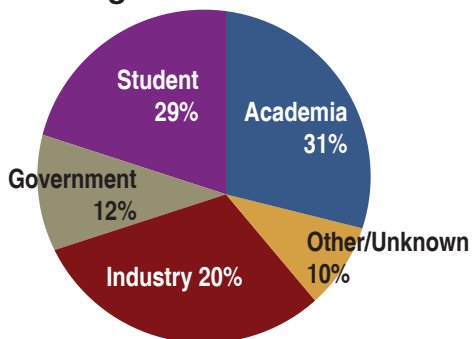
Education

Professional Members



Highest level achieved.

Work Setting




"Student" includes doctoral, master's, and bachelor's degree candidates

Length of Professional Membership: 18 years (average)

Member 20+ Years: 27%

International: 18%

Job Function (Prof. Members)	% of Members
Consulting	9.05%
Extension	4.13%
Field Representative	1.10%
Management/Administration	5.40%
Research	45.81%
Sales	1.65%
Soil Survey	1.01%
Teaching	9.6%
Technical Information Service	2.9%
Other/Unknown	24.35%



Source: ASA, CSSA, & SSSA member reports.
Aggregate data from all three Societies provided.
Updated 02/2014